



Guide to State Parks

Welcome!

Thank you for your interest in Washington State Parks!

This packet is designed to help you enjoy your local state parks, answer some commonly asked questions, and provide you with resources to learn more!

All the information in this packet is customized for students and guardians from Valhalla Elementary School.

Contents:

- Washington State Parks: Who we Are..... 3
- Seattle-Tacoma Area State Parks.....4
- Find Your Park.....
 - Parks Near Your School..... 5
- Interpretive Programs and Events Information..... 14
- Discover Pass Information.....
 - FAQ's.....15
 - Free Park Days..... 17
 - Taking Transit to State Parks..... 18
 - Check Out Washington Program..... 19
- Volunteer Information..... 20
- Hiring Information.....21

For more information visit: <https://www.parks.wa.gov>



Washington State Parks

Who are We?

Washington State Parks and Recreation Commission (WSPRC) is part of the Washington State Government and is responsible for managing and caring for state park and state park managed land.

State parks and properties managed by the WSPRC are managed in trust for the people of Washington to use and enjoy. That means, that lands managed by Washington State Parks belong to all Washingtonians. State Parks Staff and Commissioners are honored to manage these special places and we are excited to welcome you to YOUR Washington State Parks!

Our Mission:

Washington State Parks and Recreation Commission cares for Washington's most treasured lands, waters, and historic places. State Parks connect all Washingtonians to their diverse natural and culture heritage and provide memorable recreation and educational experiences that enhance their lives.

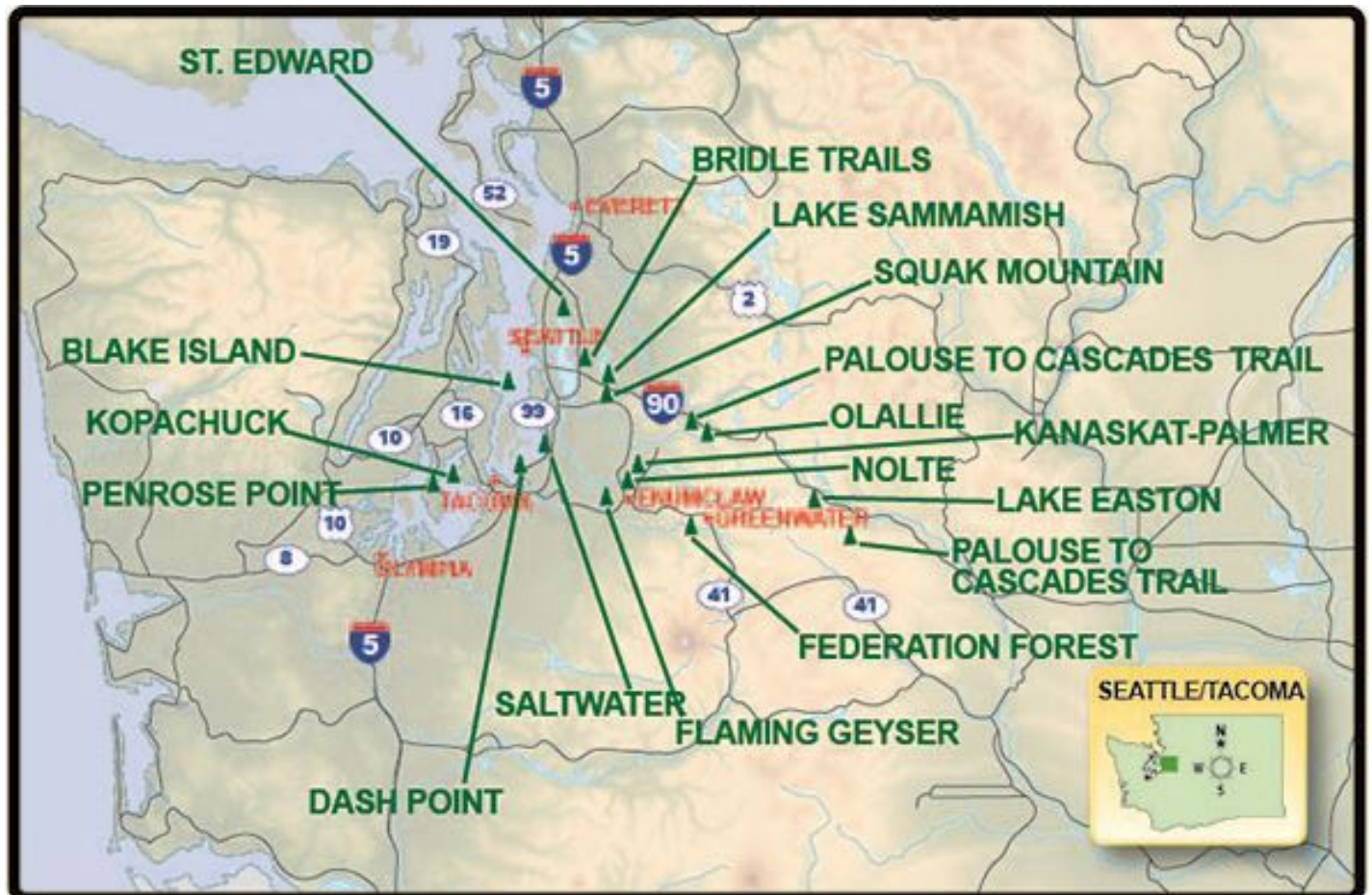
Vision:

Washington's state parks will be cherished destinations with natural, cultural, recreational, artistic, and interpretive experiences that all Washingtonians enjoy, appreciate, and proudly support.

For more information visit: <https://www.parks.wa.gov/9/About-us>



Seattle-Tacoma Area State Parks



- Blake Island
- Bridle Trails
- Dash Point
- Federation Forest
- Flaming Geyser
- Kanaskat-Palmer
- Kopachuck
- Lake Easton
- Lake Sammamish
- Nolte
- Olallie
- Palouse to Cascades State Trail
- Penrose Point
- Saltwater
- Squak Mountain
- St. Edward

For more information visit: <https://www.parks.wa.gov/>


FIND YOUR PARK

All travel times, distances, and transit options begin at your school.

Saltwater State Park

Distance: 5.3 miles by car

Travel Time: 15 minutes

Transit:  Take the _165; total walking 1.3 miles
Additional Transit Information can be found on page 18.

Activities:

- Beach Exploration
- Bird Watching
- Camping
- Fishing
- Hiking, Walking, Rolling, and Running
- Interpretive Activities
- Kayaking
- Metal Detecting
- Paddleboarding
- Scuba Diving
- Swimming

Park Features:

- Creek
- Forest
- Freshwater
- Rocky Beach
- Saltwater
- View Point
- Wetland
- Wildlife Viewing

Amenities:

- Accessible Campsites
- Accessible Parking
- Accessible Restrooms
- Accessible Trails
- Automated Pay Station
- Concessions
- Fire Pit
- Grill
- Hiking Trails
- Parking
- Picnic Shelters
- Picnic Tables
- Playgrounds
- Recycling
- Showers
- Trailer Dump
- Trash Service

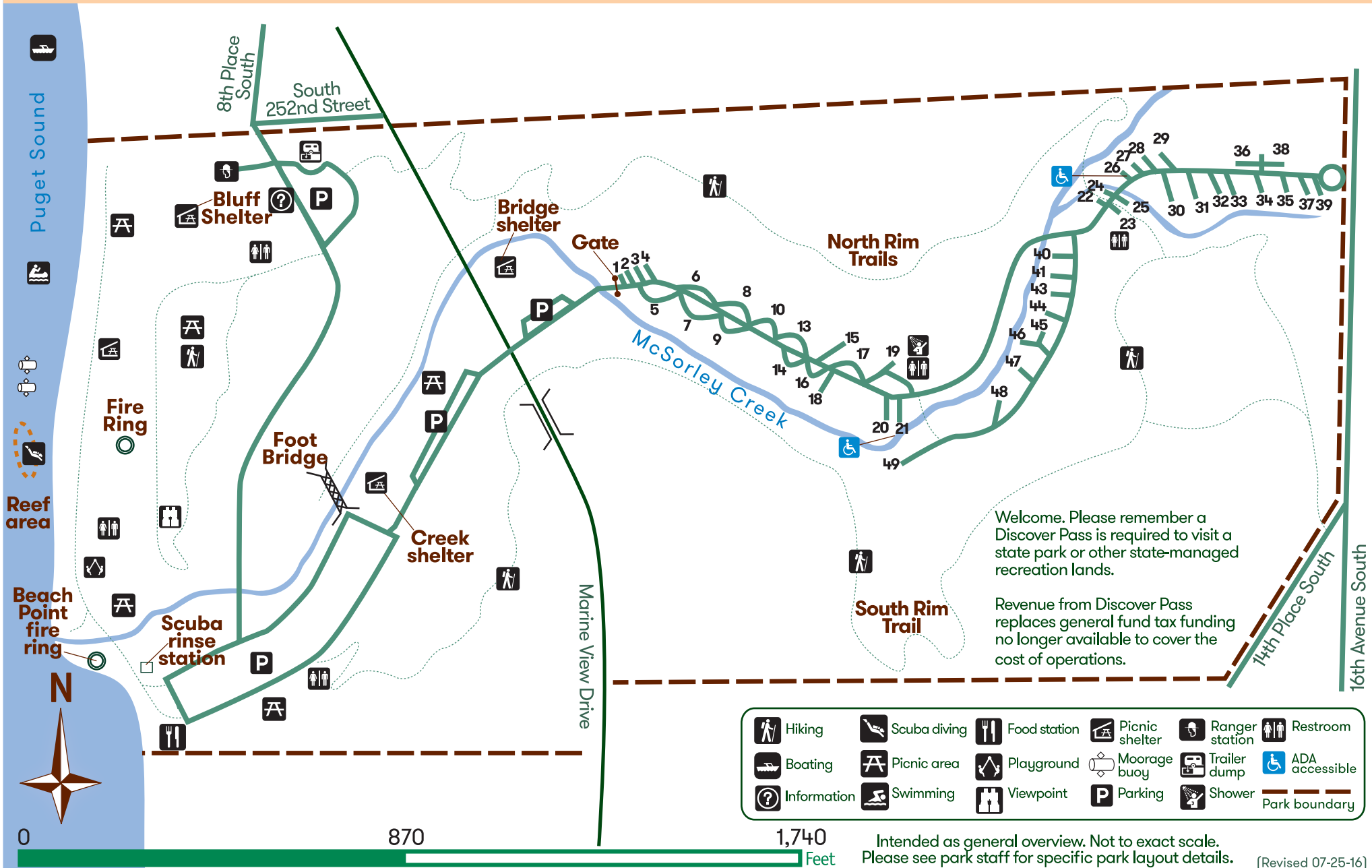
For more information visit:

<https://parks.wa.gov/find-parks/state-parks/saltwater-state-park>





Saltwater State Park



Things to remember

- **Park hours** – April 1 to Sept. 30, 8 a.m. to dusk.
- **Winter schedule** – Oct. 1 to March 31, 8 a.m. to dusk. Although most parks are open year round, some parks or portions of parks are closed during the winter. For a winter schedule and information about seasonal closures, visit www.parks.state.wa.us or call the information center at (360) 902-8844.
- Wildlife, plants and all park buildings, signs, tables and other structures are protected; removal or damage of any kind is prohibited. Hunting, feeding of wildlife and gathering firewood on state park property is prohibited.
- Pets must be on leash and under physical control at all times. This includes trail areas and campsites. Pet owners must clean up after pets on all state park lands.
- Wood fires are not permitted in the campground.



The Discover Pass is required for day visits to state parks and access to other state-managed recreation lands. The pass provides access to millions of acres of parks, wildlife areas, trails, natural areas and water-access sites. The annual pass is transferable between two vehicles.


- Annual pass: \$30
- One-day pass: \$10

(transaction and dealer fees may apply)



The Discover Pass can be purchased online, by phone or in person. For details, visit www.discoverpass.wa.gov or call (866) 320-9933.

Thank you for supporting Washington state recreation lands.



Saltwater State Park
25205 - 8th Place South
Des Moines, WA 98198
(253) 661-4956

State Parks information:
(360) 902-8844

Reservations: Online at www.parks.state.wa.us or call (888) CAMPOUT or (888) 226-7688

Other state parks located in the general area:
Dash Point



Connect with us on social media

- www.twitter.com/WASatePkS
 - www.facebook.com/WashingtonStateParks
 - www.youtube.com/WashingtonStateParks
- Share your stories and photos: AdventureAwaits.com



If you would like to support Washington State Parks even more, please consider making a donation when renewing your license plate tabs. You also may place a check in a donation box when you visit state parks. Donations are a significant part of the State Parks budget and are needed to keep your parks open and operating. For more information, visit www.parks.state.wa.us/donations

Washington State Parks and Recreation Commission



P.O. Box 42650
Olympia, WA 98504-2650
(360) 902-8500
www.parks.wa.gov

- Commission members:
- | | |
|---------------------------|-----------------|
| Ken Bounds | Mark O. Brown |
| Patricia T. Lantz | Steve S. Milner |
| Douglas Peters | Rodger Schmitt |
| Lucinda S. Whaley | |
| Agency director: Don Hoch | |

All Washington state parks are developed and maintained for the enjoyment of all people.

To request this brochure in an alternative format, please call (360) 902-8844 or the Washington Telecommunications Relay Service at (800) 833-6388. **P&R 45-82001-01 (05/17)**



Washington State Parks

SALTWATER
State Park



EMBRACE YOUR
NATURE
www.parks.state.wa.us

WELCOME TO SALTWATER

Saltwater State Park is a picturesque park situated along the shores of Puget Sound. It features 1,445 feet of saltwater shoreline

and is located halfway between the cities of Tacoma and Seattle. The park offers beautiful views and wildlife-watching opportunities.

Saltwater is the only state park that features an underwater, artificial reef on Puget Sound. Visitors may explore a wonderful diversity of sea life and marine environments, including tide pools and salmon spawning in McSorley Creek.

Visitors also may enjoy exploring the trails on foot, fishing, sailboarding, bird watching or simply relaxing.

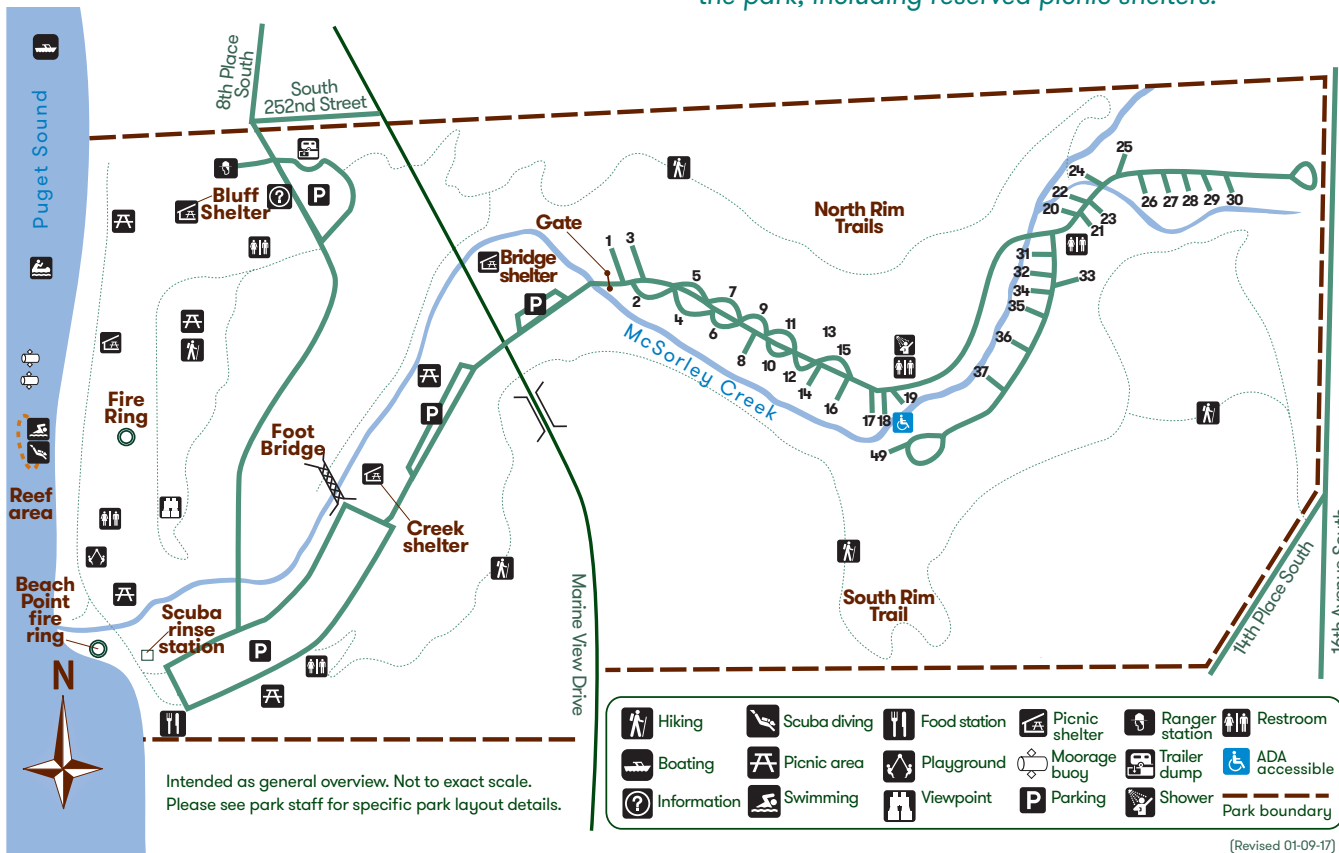
Campground is open from May 15 to Sept. 15 with reservations, campers without a reservation may only stay one night at a time.

Please note: Alcohol is not permitted at Saltwater State Park. This policy is strictly enforced throughout the park, including reserved picnic shelters.

Park amenities and facilities

Saltwater State Park offers several amenities and facilities to make your visit more enjoyable and comfortable, including:

- Two shelters can accommodate 50 guests each. The shelters are reservable by calling (888) 226-7688.
- 147 unsheltered picnic tables. Most picnic sites are near the beach or along McSorley Creek.
- One volleyball field and two fire circles.
- 2 miles of hiking trails.




FIND YOUR PARK

All travel times, distances, and transit options begin at your school.

Dash Point State Park

Distance: 8.6 miles by car

Travel Time: 20 minutes

Transit:  Take the 183 to the 187; total walking 1.4 miles
Additional Transit Information can be found on page 18.

Activities:

- Beach Exploration
- Bird Watching
- Camping
- Geocaching
- Hiking, Walking, Rolling, and Running
- Interpretive Activities
- Kayaking
- Metal Detecting
- Mountain Biking
- Paddleboarding
- Swimming
- Winter Camping

Park Features:

- Creek
- Field
- Forest
- Ocean Beach
- Saltwater
- Sandy Beach
- Viewpoint
- Wildlife Viewing

Amenities:

- Accessible Campsites
- Accessible Parking
- Accessible Restrooms
- Amphitheater
- Automated Pay Station
- Bike Trails
- Concessions
- Drinking Water
- Fire Pit
- Firewood
- Grill
- Hiking Trails
- Image
- Park Ranger Station
- Parking
- Picnic Shelters
- Picnic Tables
- Restrooms
- Showers
- Sink
- Trailer Dump
- Trash Service

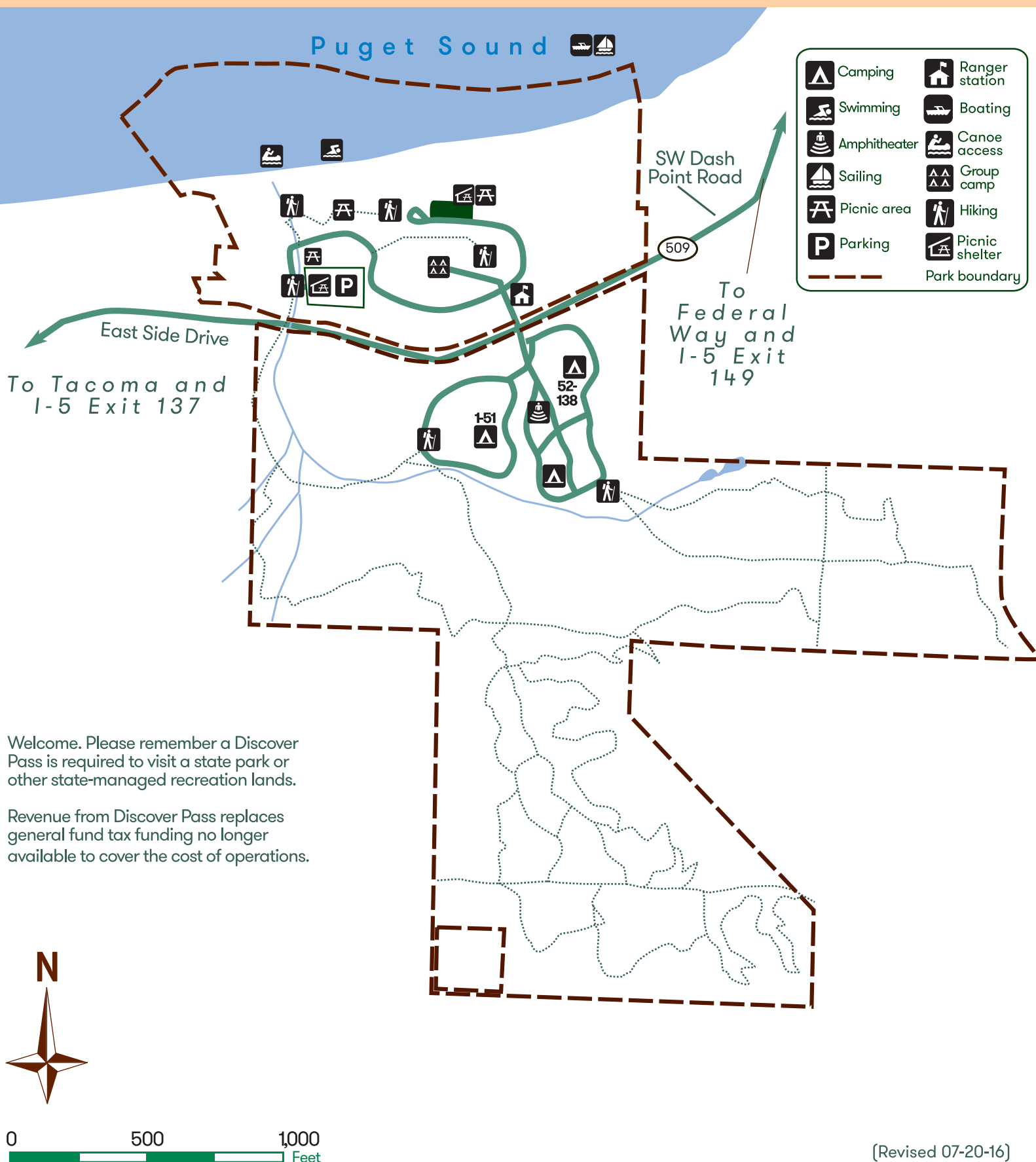
For more information visit:

<https://parks.wa.gov/find-parks/state-parks/dash-point-state-park>





Dash Point State Park



Welcome. Please remember a Discover Pass is required to visit a state park or other state-managed recreation lands.

Revenue from Discover Pass replaces general fund tax funding no longer available to cover the cost of operations.



For copies go to <http://www.parks.state.wa.us/DocumentCenter/Home/View/5795>

Things to remember


- **Park hours** – 8 a.m. to dusk year round.
- **Winter schedule** – Although most parks are open year round, some parks or portions of parks are closed during the winter. For a winter schedule and information about seasonal closures, visit www.parks.state.wa.us or call the information center at (360) 902-8844.
- Wildlife, plants and all park buildings, signs, tables and other structures are protected; removal or damage of any kind is prohibited. Hunting, feeding of wildlife and gathering firewood on state park property is prohibited.
- One camping party is allowed per site. Maximum of eight people per campsite.
- Campsites may not be held for other parties.
- Camping check-in time is 2:30 p.m., and check-out time is 1 p.m.
- Cabin check-out time is 11 a.m.
- Extra vehicle overnight - \$10 per night in designated area for each vehicle in excess of the one allowed per site. Does not apply to vehicle towed by a recreational vehicle.
- Pets must be on leash and under physical control at all times. This includes trail areas and campsites. Pet owners must clean up after pets on all state park lands.
- Quiet hours are 10 p.m. to 6:30 a.m.
- Engine-driven electric generators may be operated only between the hours of 8 a.m. and 9 p.m.

The **Discover Pass** is required for day visits to state parks and access to other state-managed recreation lands. The pass provides access to millions of acres of parks, wildlife areas, trails, natural areas and water-access sites. The annual pass is transferable between two vehicles.

- Annual pass: \$30 • One-day pass: \$10 (transaction and dealer fees may apply)

The Discover Pass can be purchased online, by phone or in person. For details, visit www.discoverpass.wa.gov or call (866) 320-9933.

Thank you for supporting Washington state recreation lands.



Dash Point State Park
5700 SW Dash Point Road
Federal Way, WA 98023
(253) 661-4955

State Parks information:
(360) 902-8844

Reservations: Online at www.parks.state.wa.us or call (888) CAMPOUT or (888) 226-7688

Other state parks located in the general area:
Saltwater State Park

Connect with us on social media



[www.twitter.com/WASatePks](https://twitter.com/WASatePks)



www.facebook.com/WashingtonStateParks



www.youtube.com/WashingtonStateParks

Share your stories and photos: AdventureAwaits.com



If you would like to support Washington State Parks even more, please consider making a donation when renewing your license plate tabs. You also may place a check in a donation box when you visit state parks.

Donations are a significant part of the State Parks budget and are needed to keep your parks open and operating.

For more information, visit www.parks.state.wa.us/donations

Washington State Parks and Recreation Commission



P.O. Box 42650
Olympia, WA 98504-2650
(360) 902-8500
www.parks.wa.gov

Commission members:

Ken Bounds Mark O. Brown
Patricia T. Lantz Steve S. Milner
Douglas Peters Rodger Schmitt
Lucinda S. Whaley
Agency director: Don Hoch

All Washington state parks are developed and maintained for the enjoyment of all people.

To request this brochure in an alternative format, please call (360) 902-8844 or the Washington Telecommunications Relay Service at (800) 833-6388.



P&R 45-61000-01 (05/17)

Washington State Parks

Dash Point State Park



EMBRACE YOUR NATURE

www.parks.state.wa.us



Dash Point State Park

is situated on Puget Sound in Western Washington and is a very popular park for water recreation. This 398-acre camping park features 3,301 feet of saltwater shoreline. The beach provides unobstructed views of the Sound and excellent opportunities for sea-life study.

The park features a sandy beach perfect for relaxing, flying kites or bird watching. Visitors may explore 11 miles of hiking and biking trails or enjoy swimming, fishing, skimboarding and sailboarding. Small, hand-launched boats, such as canoes and kayaks, are allowed.

Overnight accommodations

The park offers 111 standard campsites and 27 utility sites that accommodate RVs up to 40 feet. For large camping groups, the park also has a group camp that accommodates up to 96 guests. The group camp features a large open area and 12 smaller sites.

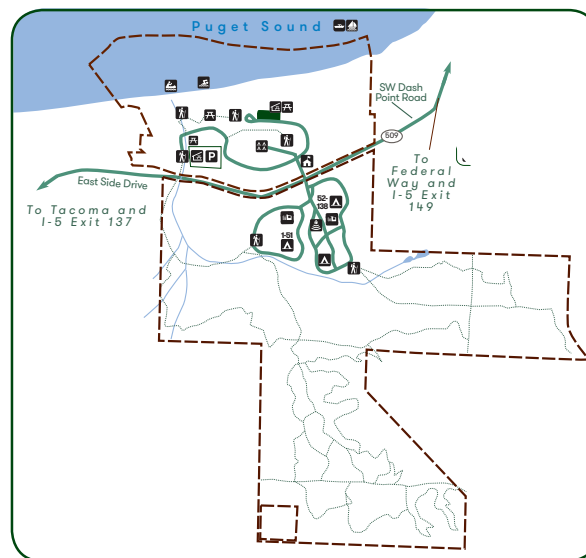
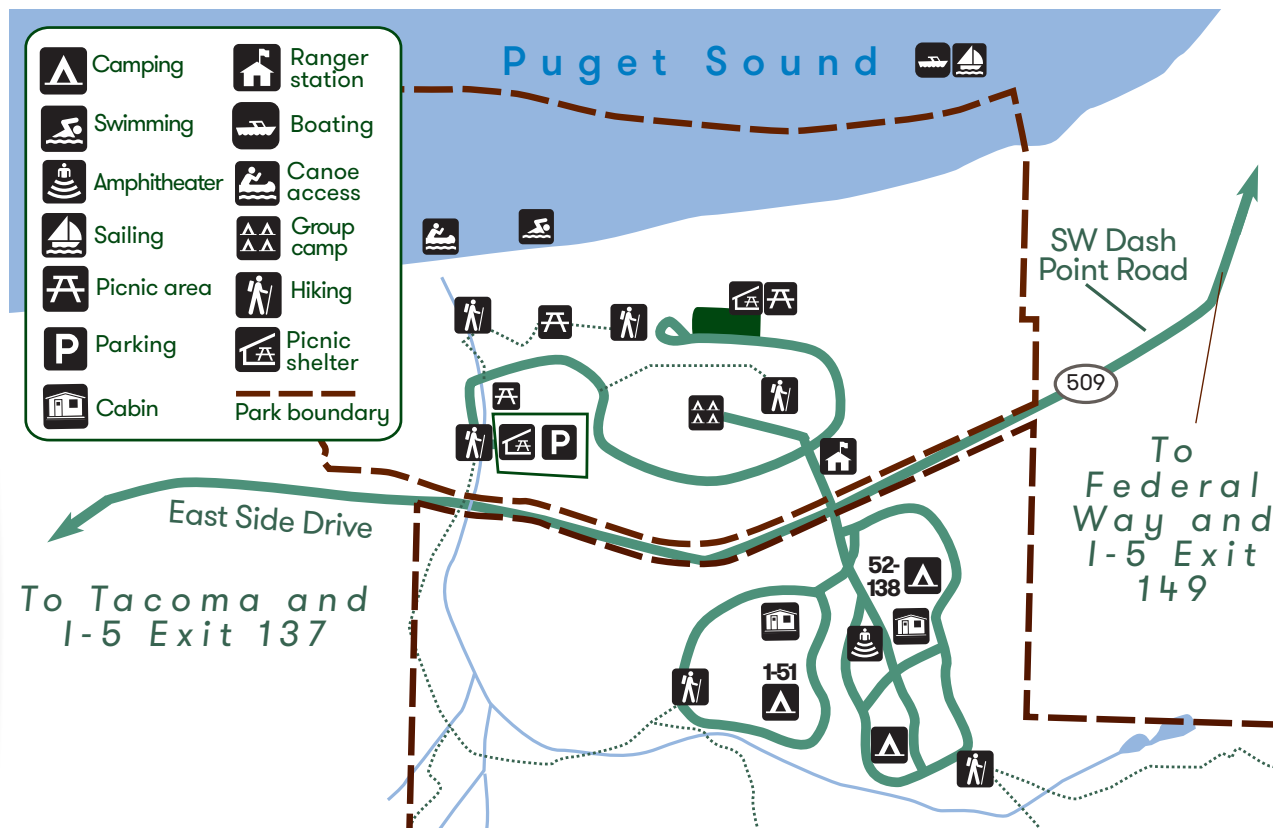
Dash Point also offers seven cabins for overnight rental. Each cabin is furnished with a queen-size futon, bunk bed that sleeps three, table with four chairs and small end table. Outside is a picnic table and fire pit with grate. Bathrooms and showers are nearby. All cabins are heated, but visitors should take along blankets and warm clothing as evenings can be cool. Pets are only allowed in cabin C1 with a \$15 pet fee per night. Each cabin can accommodate up to five guests.

Park amenities and facilities

Dash Point State Park offers several amenities and facilities to make your visit more enjoyable and comfortable, including:

- Two covered picnic shelters, reservable by calling (888) CAMPOUT or the park at (253) 661-4955
- 73 unsheltered picnic tables, available first come, first served
- Amphitheater
- Modern restrooms with hot showers (in campground)
- Modern restroom at the beach

Welcome to Dash Point



Interpretive Programs and Events

Announcements

To learn about interpretive programs and events at Washington State Parks:

- Call the state park office
- Look for announcement flyers at the park
- Follow us on social media
- Visit us online at www.parks.wa.gov/Calendar

Social Media



facebook.com/WashingtonStateParks



youtube.com/WashingtonStateParks



[@wastatepks](https://www.instagram.com/wastatepks)



[@WASStatePks](https://twitter.com/WASStatePks)

For more information visit: <https://www.parks.wa.gov/>


Discover Pass FAQs

What is a discover pass?

The Discover Pass offers you access to millions of acres of state recreation lands in Washington, including:

- More than 100 developed state parks
- More than 350 primitive recreation sites, including campgrounds and picnic areas
- Nearly 700 water-access points
- Nearly 2,000 miles of designated water and land recreation trails
- More than 80 natural areas
- More than 30 wildlife areas

A Discover Pass is required for all vehicles parking in Washington State Parks and on Washington Fisheries and Wildlife and Department of Natural Resources land.



How much is a discover pass?

- Daily: \$10
- Annually: \$30

What if I take public transit or walk?

Anyone who takes public transit, walks, rolls, or rides their bike into a state park does **not** need to purchase a Discover Pass.

What are Free Days?

There are 12 free entrance days in 2023. To learn more about free entrance days visit: <https://www.parks.wa.gov/167/Discover-Pass>.

For more information visit: <https://www.parks.wa.gov/>

Discover Pass FAQs (Continued)

Can I use my national parks pass?


No, National Parks are owned by the Federal Government. Fees paid to the National Park Service do not contribute to maintaining Washington State Parks.



Are there alternatives to the Discover Pass?

Yes! Here are the current discount passes available:

- Disabled Veteran Lifetime Pass
- Disability Pass
- Foster Home Camping Program
- Off-Season Senior Citizen Pass
- Senior Citizen Limited Income Pass



To learn more about discount passes, scan the QR Code.

Where do I purchase a Discover Pass?

At the Park:

- **Saltwater State Park** has an automated pay station at the park entrance. Stop at the booth and use the automated pay station to purchase a day or annual pass.
- **Dash Point State Park** has an automated pay station at the beach parking area. One parked, head toward the path by the beach and use the automated pay station to purchase a day or annual pass.
- **Online** you can purchase passes at:
<https://store.discoverpass.wa.gov> (fees apply).



For more information visit: <https://www.parks.wa.gov/>

Discover Pass 2024 FREE DAYS



January 1

First Day Hikes

June 9

Free Fishing Day

January 15

Martin Luther King, Jr. Day

June 19

Juneteenth

March 9

Billy Frank Jr.'s Birthday

September 28

National Public Lands Day

March 19

State Parks' Birthday

October 10

World Mental Health Day

April 22

Earth Day

November 11

Veterans Day

June 8

National Get Outdoors Day

November 29

Autumn Day

Learn more at discoverpass.wa.gov



Take Public Transit to State Parks!

Many State Parks are Close to Transit Lines! You can find which busses will take you to state parks using maps websites like Google Maps or by visiting the transit website. Follow the links below to learn more about transit options near you!

King County Metro Transit

Youth under 18 ride **FREE** on all King County Metro Transit busses! To learn more about King County Metro Transit, visit them online at <https://kingcounty.gov/en/dept/metro>.

Sound Transit

Youth under 18 ride **FREE** on all Sound Transit busses! To learn more about Sound Transit, visit them online at <https://kingcounty.gov/en/dept/metro>.

Additional Travel Options

For more information on transit options, visit your counties website!

King County: <https://kingcounty.gov/en/dept/metro/travel-options/>.

Pierce County: <https://www.piercecountywa.gov/701/Transportation-Options>

Snohomish County: <https://snohomishcountywa.gov/1593/Transportation>

For more information visit: <https://www.parks.wa.gov/>

Check Out Washington

Check Out a Discover Pass and an Adventure Pack!

No Discover Pass? No Problem!

You can check out a Discover Pass and adventure bag at participating libraries with your library card through the Check-Out Washington program.



The Discover Pass gives you access to Washington State Parks, Department of Natural Resources (DNR) land, and Washington Department of Fish and Wildlife (WDFW) land!

Who Qualifies?

If your local library participates in the program, anyone with a library card qualifies!

Participating Libraries include:

- King County Libraries
- Pierce County Libraries
- Seattle Public Libraries
- Joint-Base Lewis-McChord Libraries

For more information visit:

<https://www.discoverpass.wa.gov/148/Check-Out-Washington>



Washington State Parks Volunteer Program

We Are Parks!



Volunteers play a vital role in sustaining
the treasure that is Washington State Parks.

Would you like to help your favorite park or visit a new park?
There are many volunteering opportunities available all across Washington.

- Park Hosts · Marine Hosts · Interpretive Hosts
- Project Volunteers · Special Events · Trail Maintenance

Anyone can volunteer — individuals, couples, families, school groups,
citizen groups, service organization and corporations.

If you are interested in volunteering or hosting,
visit online at parks.wa.gov or call
360-902-8583

We look forward to hearing from you!



Volunteer Program

We Are Parks!



ARE YOU LOOKING FOR SUMMER WORK?

WE'RE HIRING!

Gain job skills • Meet new people • Work Outside!

For more information, contact:



EMBRACE YOUR
NATURE



www.parks.wa.gov

