



Guide to State Parks

Welcome!

Thank you for your interest in Washington State Parks!

This packet is designed to help you enjoy your local state parks, answer some commonly asked questions, and provide you with resources to learn more!

All the information in this packet is customized for students and guardians from Highlands Elementary School.

Contents:

- Washington State Parks: Who we Are..... 3
- Seattle-Tacoma Area State Parks.....4
- Find Your Park.....
 - Parks Near Your School..... 5
- Interpretive Programs and Events Information..... 13
- Discover Pass Information.....
 - FAQ's.....14
 - Free Park Days..... 16
 - Taking Transit to State Parks..... 17
 - Check Out Washington Program..... 18
- Volunteer Information..... 19
- Hiring Information.....20

For more information visit: <https://www.parks.wa.gov>



Washington State Parks

Who are We?

Washington State Parks and Recreation Commission (WSPRC) is part of the Washington State Government and is responsible for managing and caring for state park and state park managed land.

State parks and properties managed by the WSPRC are managed in trust for the people of Washington to use and enjoy. That means, that lands managed by Washington State Parks belong to all Washingtonians. State Parks Staff and Commissioners are honored to manage these special places and we are excited to welcome you to YOUR Washington State Parks!

Our Mission:

Washington State Parks and Recreation Commission cares for Washington's most treasured lands, waters, and historic places. State Parks connect all Washingtonians to their diverse natural and culture heritage and provide memorable recreation and educational experiences that enhance their lives.

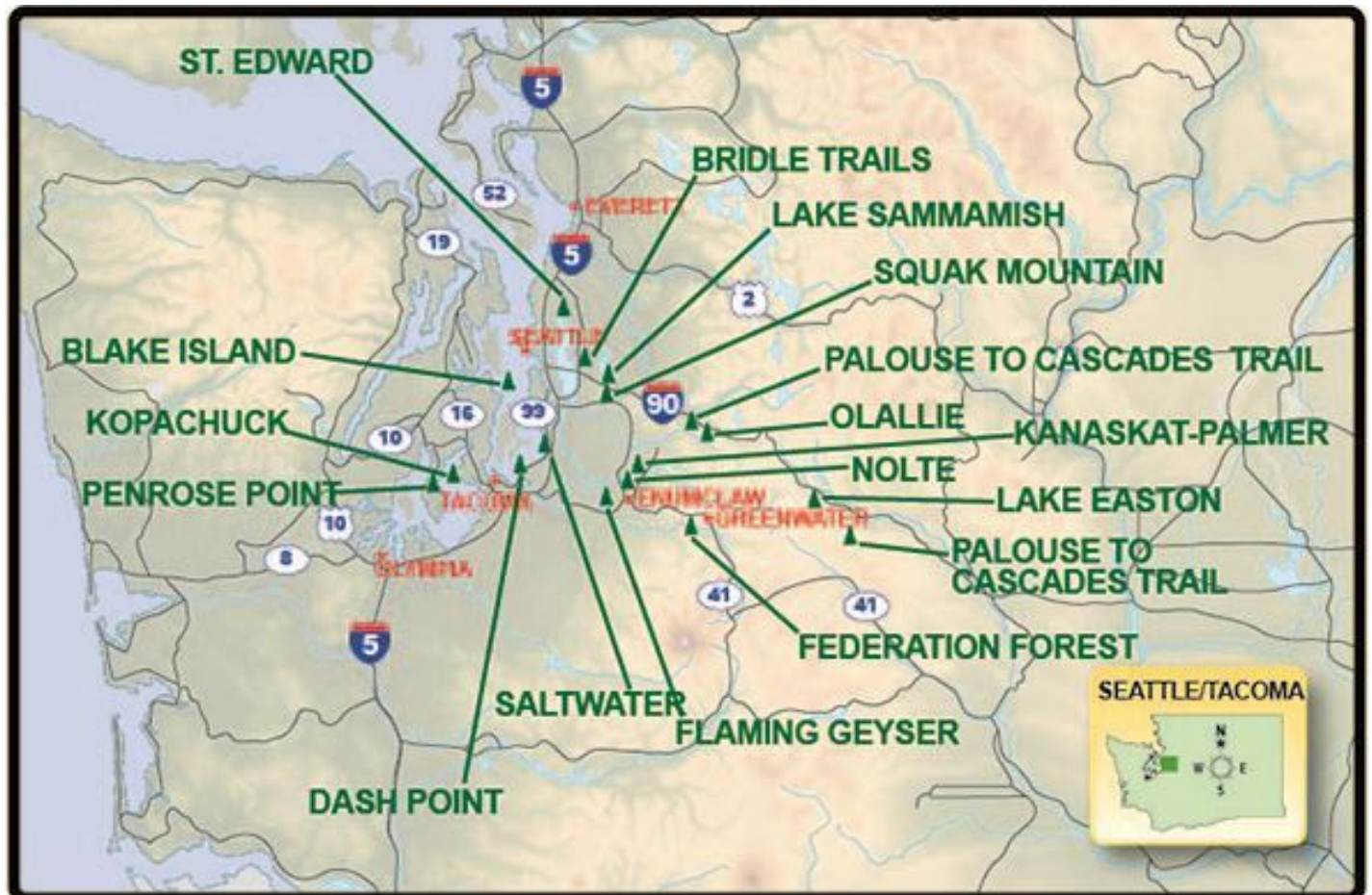
Vision:

Washington's state parks will be cherished destinations with natural, cultural, recreational, artistic, and interpretive experiences that all Washingtonians enjoy, appreciate, and proudly support.

For more information visit: <https://www.parks.wa.gov/9/About-us>



Seattle-Tacoma Area State Parks



- Blake Island
- Bridle Trails
- Dash Point
- Federation Forest
- Flaming Geyser
- Kanaskat-Palmer
- Kopachuck
- Lake Easton
- Lake Sammamish
- Nolte
- Olallie
- Palouse to Cascades State Trail
- Penrose Point
- Saltwater
- Squak Mountain
- St. Edward

For more information visit: <https://www.parks.wa.gov/>


FIND YOUR PARK

All travel times, distances, and transit options begin at your school.

Squak Mountain State Park

Distance: 7 miles by car

Travel Time: 15 minutes

Transit:  There are not transit options from your school to this park. Additional Transit Information can be found on page 17.

Activities:

- Bird Watching
- Geocaching
- Hiking, Walking, Rolling, and Running
- Horseback Riding
- Interpretive Activities
- Metal Detecting

Park Features:

- Creek
- Forest
- Mountain View
- Viewpoint
- Wildlife Viewing

Amenities:

- Accessible Restrooms
- Automated Pay Station
- Equestrian Trails
- Hikin Trails
- Parking
- Parking
- Picnic Tables
- Restrooms


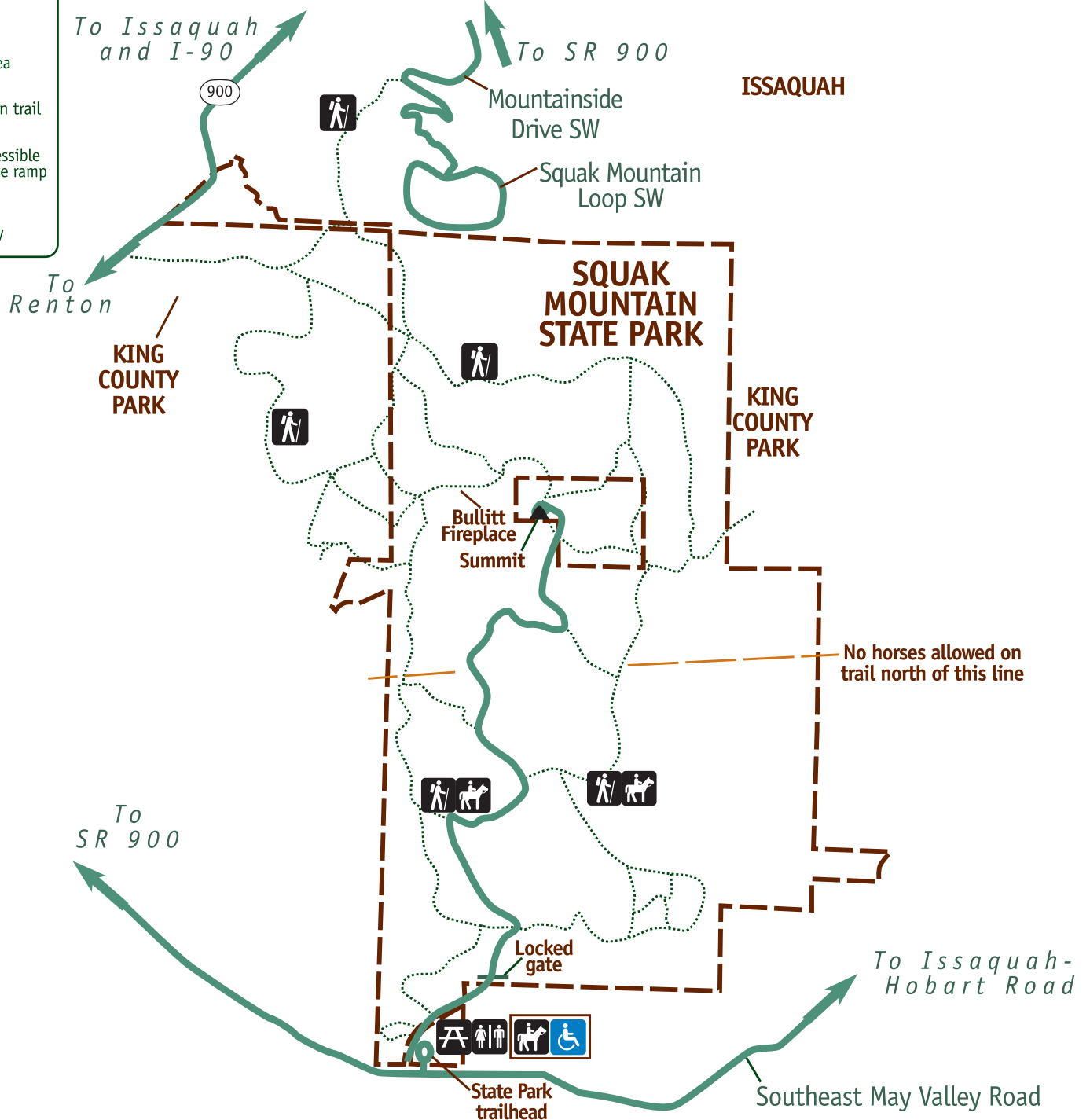
For more information visit:

<https://parks.wa.gov/find-parks/state-parks/saltwater-state-park>



Squak Mountain State Park

- Hiking
- Picnic area
- Equestrian trail
- ADA accessible horse ramp
- Restroom
- Park boundary



Squak Mountain State Park

Things to remember


- **Park hours** – 6:30 a.m. to dusk.
- **Winter schedule** – 8 a.m. to dusk. Although most parks are open year round, some parks or portions of parks are closed during the winter. For a winter schedule and information about seasonal closures, visit www.parks.state.wa.us or call the information center at (360) 902-8844.
- Wildlife, plants and all park buildings, signs, tables and other structures are protected; removal or damage of any kind is prohibited. Hunting, feeding of wildlife and gathering firewood on state park property is prohibited.
- Pets must be on leash and under physical control at all times. This includes trail areas and campsites. Pet owners must clean up after pets on all state park lands.

The Discover Pass is required for day visits to state parks and access to other state-managed recreation lands. The pass provides access to millions of acres of parks, wildlife areas, trails, natural areas and water-access sites. The annual pass is transferable between two vehicles.

- Annual pass: \$30
- One-day pass: \$10 (transaction and dealer fees may apply)

The Discover Pass can be purchased online, by phone or in person. For details, visit www.discoverpass.wa.gov or call (866) 320-9933.

Thank you for supporting Washington state recreation lands.



Squak Mountain State Park
21500 SE May Valley Road
Issaquah, WA 98027

State Parks information:
(360) 902-8844

Reservations: Online at www.parks.state.wa.us or call (888) CAMPOUT or (888) 226-7688



Other state parks located in the general area:
Lake Sammamish, Olallie, Kanaskat-Palmer and Bridle Trails

Connect with us on social media

twitter www.twitter.com/WASStatePks
facebook www.facebook.com/WashingtonStateParks
YouTube www.youtube.com/WashingtonStateParks
 Share your stories and photos: AdventureAwaits.com



If you would like to support Washington State Parks even more, please consider making a donation when renewing your license plate tabs. You also may place a check in a donation box when you visit state parks. Donations are a significant part of the State Parks budget and are needed to keep your parks open and operating. For more information, visit www.parks.state.wa.us/donations

Washington State Parks and Recreation Commission

P.O. Box 42650
Olympia, WA 98504-2650
(360) 902-8500
www.parks.wa.gov



Commission members:

Ken Bounds Mark O. Brown
 Patricia T. Lantz Steve S. Milner
 Douglas Peters Rodger Schmitt
 Lucinda S. Whaley
 Agency director: Don Hoch

All Washington state parks are developed and maintained for the enjoyment of all people.

To request this brochure in an alternative format, please call (360) 902-8844 or the Washington Telecommunications Relay Service at (800) 833-6388. **P&R 45-86003-01 (04/17)**



EMBRACE YOUR NATURE

www.parks.state.wa.us

Welcome to Squak Mountain

Squak Mountain State Park

is a forested day-use park just outside of Issaquah and a short 15-minute drive from Seattle. This 1570-acre park is a wilderness with glimpses of the city below. The park has miles of winding trails alongside bubbling creeks and narrow ravines.



Hiking opportunities

There are 13 miles of hiking trail and 6 miles of hiker/equestrian trail on this 2,024-foot high mountain. Trail difficulty ranges from easy to strenuous, including a little something for everyone. Trails also continue onto King County and City of Issaquah park lands, creating many extended loop options.

The park features a self-guided interpretive walk along the 0.3-mile Pretzel Tree Trail adjacent to the main trailhead of S.E. May Valley Road. The trail signage illustrates the adventures of Field Mouse as he meets local forest creatures and discovers their importance in the ecosystem on his search for the Pretzel Tree.

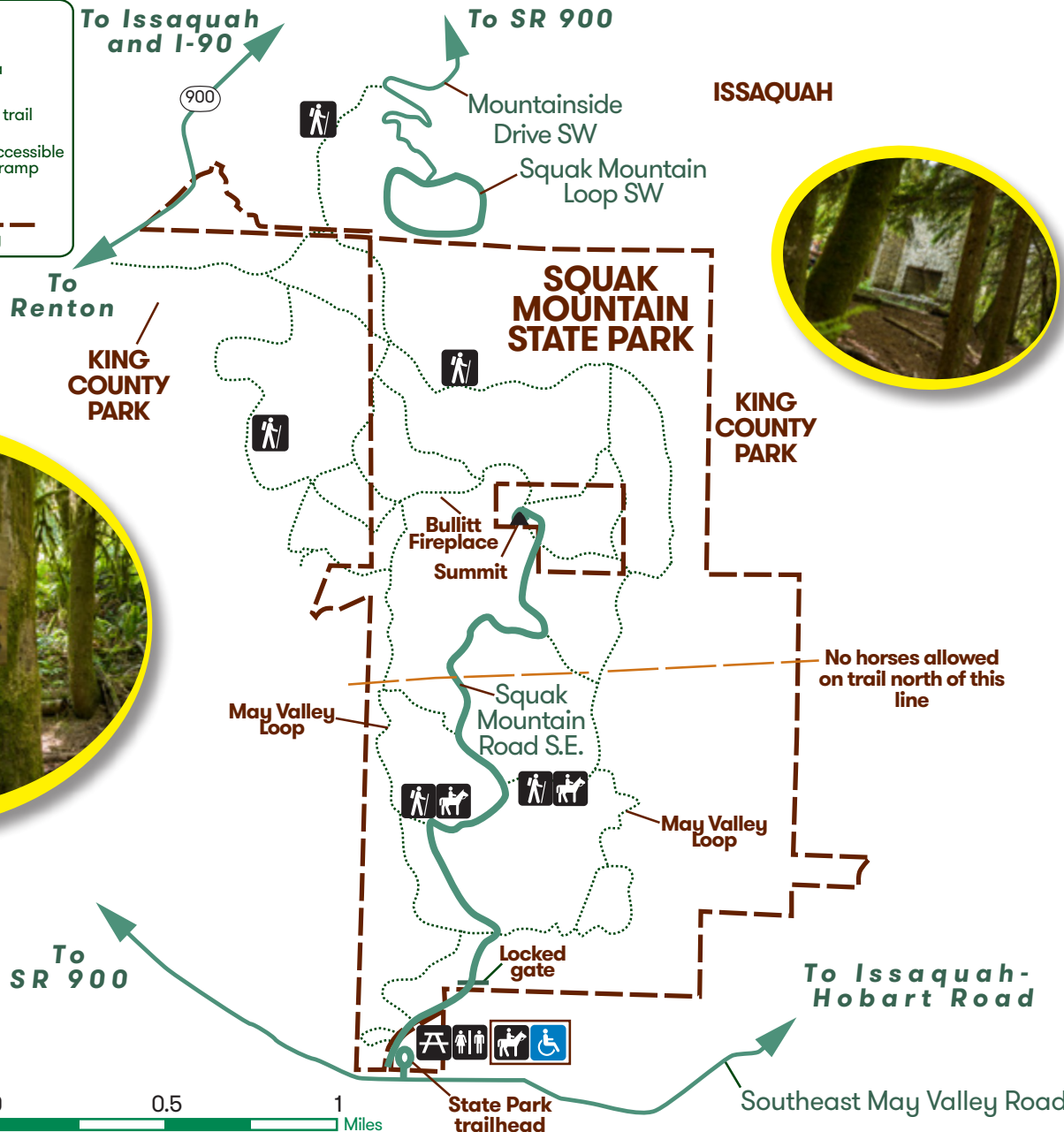
For more information on the trails at Squak Mountain State Park, call the Lake Sammamish State Park office at (425) 455-7010.

Park amenities and facilities

Squak Mountain State Park offers the following amenities and facilities to make your visit more enjoyable and comfortable:

- Six unsheltered picnic tables are available first come, first served
- Horse ramp (accessible to people with disabilities)
- 13 miles of hiking trail, six miles of equestrian trail and 0.3 miles of interpretive trail
- Restroom
- There is no potable water at the park

- Hiking
- Picnic area
- Equestrian trail
- ADA accessible horse ramp
- Restroom
- Park boundary




FIND YOUR PARK

All travel times, distances, and transit options begin at your school.

Lake Sammamish State Park

Distance: 13 miles by car

Travel Time: 20 minutes

Transit:  Take the 240 to the 271; total walking 1 mile
Additional Transit Information can be found on page 17.

Activities:

- Biking
- Bird Watching
- Boating
- Fishing
- Geocaching
- Hiking, Walking, Rolling and Running
- Image
- Image
- Interpretive Activities
- Kayaking
- Paddleboarding
- Swimming

Park Features:

- Creek
- Field
- Forest
- Freshwater
- Lake
- Meadow
- Sandy Beach
- Seasonal Wildflowers
- Wetland
- Wildlife Viewing

Amenities:

- Accessible Parking
- Accessible Restrooms
- Accessible Trails
- ADA Buildings
- Automated Pay Station
- Ball Fields
- Bike Trails
- Boardwalk
- Boat Ramp
- Bouys
- Concessions
- Dock
- Drinking Water
- Event Table Rentals
- Grill
- Hiking Trails
- Kitchen Shelter
- Park Ranger Station
- Parking
- Picnic Shelters
- Picnic Tables
- Picnic Tables
- Playgrounds
- Pumpout
- Recycling
- Restrooms
- Soccer Field
- Trailer Dump
- Trash Service
- Volleyball

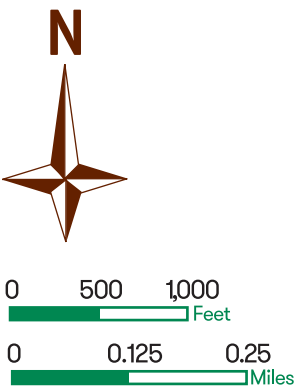
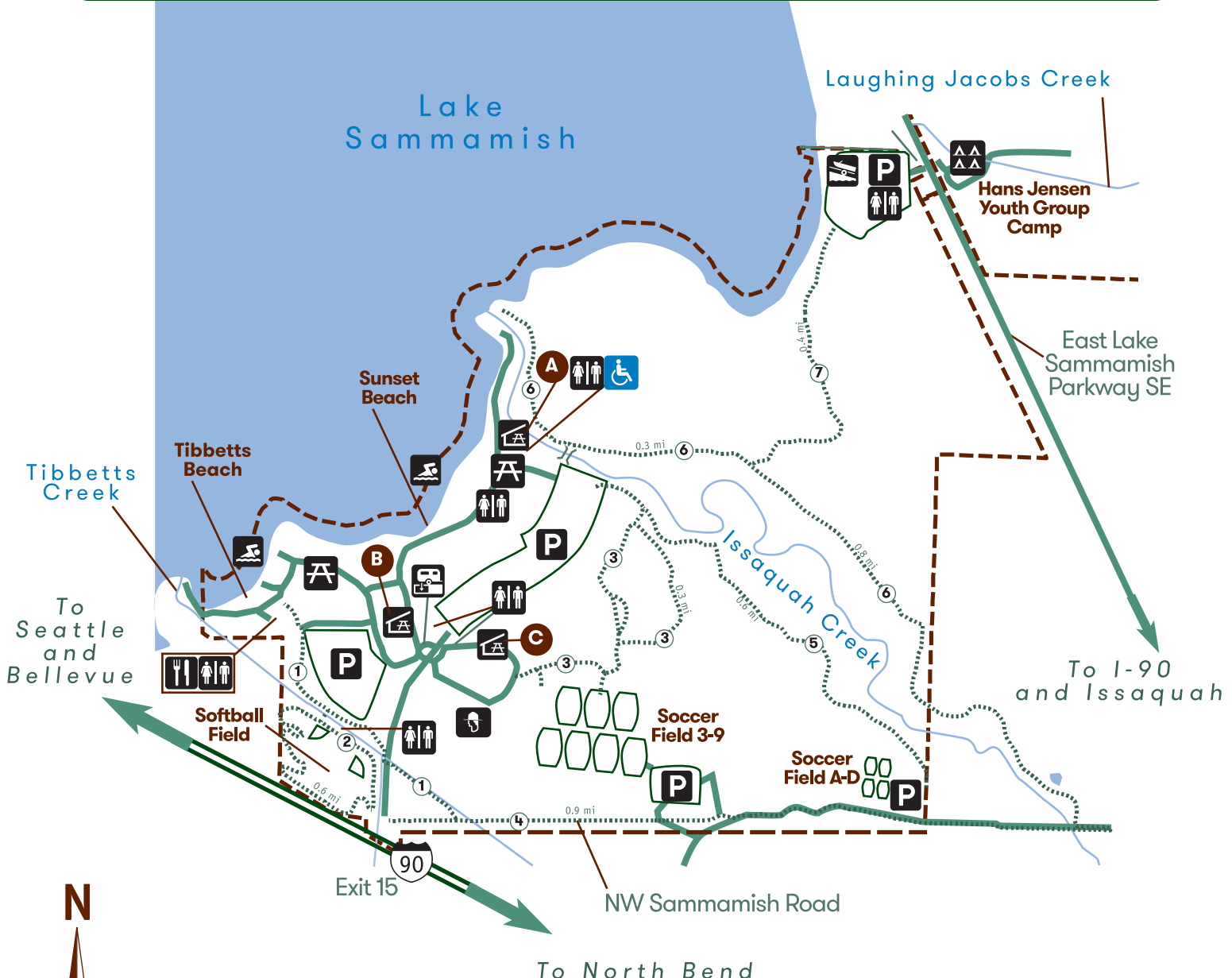
For more information visit:

<https://parks.wa.gov/find-parks/state-parks/lake-sammamish-state-park>



Lake Sammamish State Park

Concession (open 3-4 days/wk.)	Ranger station	ADA accessible	Restroom Trail	Lake Sammamish State Park Trails 1. Tibbetts Creek - 0.5 mi 2. Jogger's Loop - 0.6 mi 3. Orchard Loop - 0.8 mi 4. NW Sammamish Rd - 1 mi 5. Homestead - 0.6 mi 6. Issaquah Creek - 1.3 mi 7. Boat Launch - 0.4 mi
Group campground	Picnic area	Swimming	Park boundary	A - Creek Shelter (S3002)	
Boat launch	RV dump station	Picnic shelter	Parking	B - Rotunda Shelter (S3003)	
					C - Kitchen Shelter (S3001)



Welcome. Please remember a Discover Pass is required to visit a state park or other state-managed recreation lands.

Revenue from Discover Pass replaces general fund tax funding no longer available to cover the cost of operations.

(Revised 09-26-16)



Lake Sammamish State Park

is a popular 531-acre park featuring 6,858 feet of waterfront, a deciduous forest, wetland vegetation, three salmon-bearing streams and a great blue heron heronry.

The park is a great place to get together with family or friends for a picnic or to hold an event for work or social groups. There are 475 picnic tables, 75 barbeque grills and two volleyball courts that are available first come, first served. There are three picnic shelters that can be reserved up to nine months in advance.

To make a reservation, call (888) CAMPOUT or (888) 226-7688.

• **The Kitchen Shelter (S1)** accommodates up to 400 people. It has two sinks and a center counter with electrical outlets. A sand volleyball court and a large open playfield are adjacent to the shelter.

• **The Creek Shelter (S2)** near the bank of Issaquah Creek, accommodates up to 200 people. It offers an excellent view of Lake Sammamish. A sand volleyball court and a large open playfield are adjacent to the shelter.

• **The Rotunda Shelter (S3)** accommodates up to 100 people. It has a central fireplace and a sand volleyball court.

• **Hans Jensen - Youth Group Camp** Situated on the bank of Laughing Jacobs Creek, this group camp accommodates up to 200 overnight campers and has parking for 75 vehicles. The camp – available to youth organizations – features 36 picnic tables, 7 campfire rings, a covered shelter, two amphitheatres and four vault toilets.



Lake Sammamish State Park
2010 Northwest
Sammamish Road
Issaquah, WA 98027
(425) 455-7010

State Parks information:
(360) 902-8844

Reservations: Online at www.parks.state.wa.us or call (888) CAMPOUT or (888) 226-7688

Other state parks located in the general area:

Squak Mountain and
Bridle Trails

Connect with us on social media

www.twitter.com/WASatePkS

www.facebook.com/WashingtonStateParks

www.youtube.com/WashingtonStateParks

Share your stories and photos: AdventureAwaits.com



If you would like to support Washington State Parks even more, please consider making a donation when renewing your license plate tabs. You also may place a check in a donation box when you visit state parks.

Donations are a significant part of the State Parks budget and are needed to keep your parks open and operating. For more information, visit www.parks.state.wa.us/donations

Washington State Parks and Recreation Commission

P.O. Box 42650
Olympia, WA 98504-2650
(360) 902-8500
www.parks.wa.gov



Commission members:

Ken Bounds Mark O. Brown
Laurie Connelly Sophia Danenberg
Michael Latimer Steve S. Milner
Holly Williams
Director: Diana Dupuis

All Washington state parks are developed and maintained for the enjoyment of all people.

To request this brochure in an alternative format, please call (360) 902-8844 or the Washington Telecommunications Relay Service at (800) 833-6388.

P&R 45-86000 (05/22)



Washington State Parks

LAKE SAMMAMISH

State Park



www.parks.wa.gov

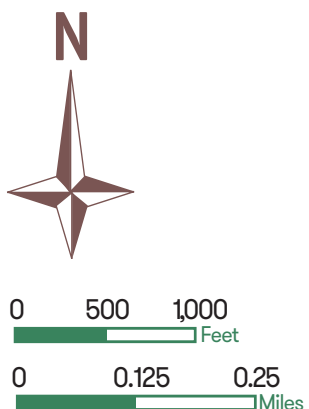
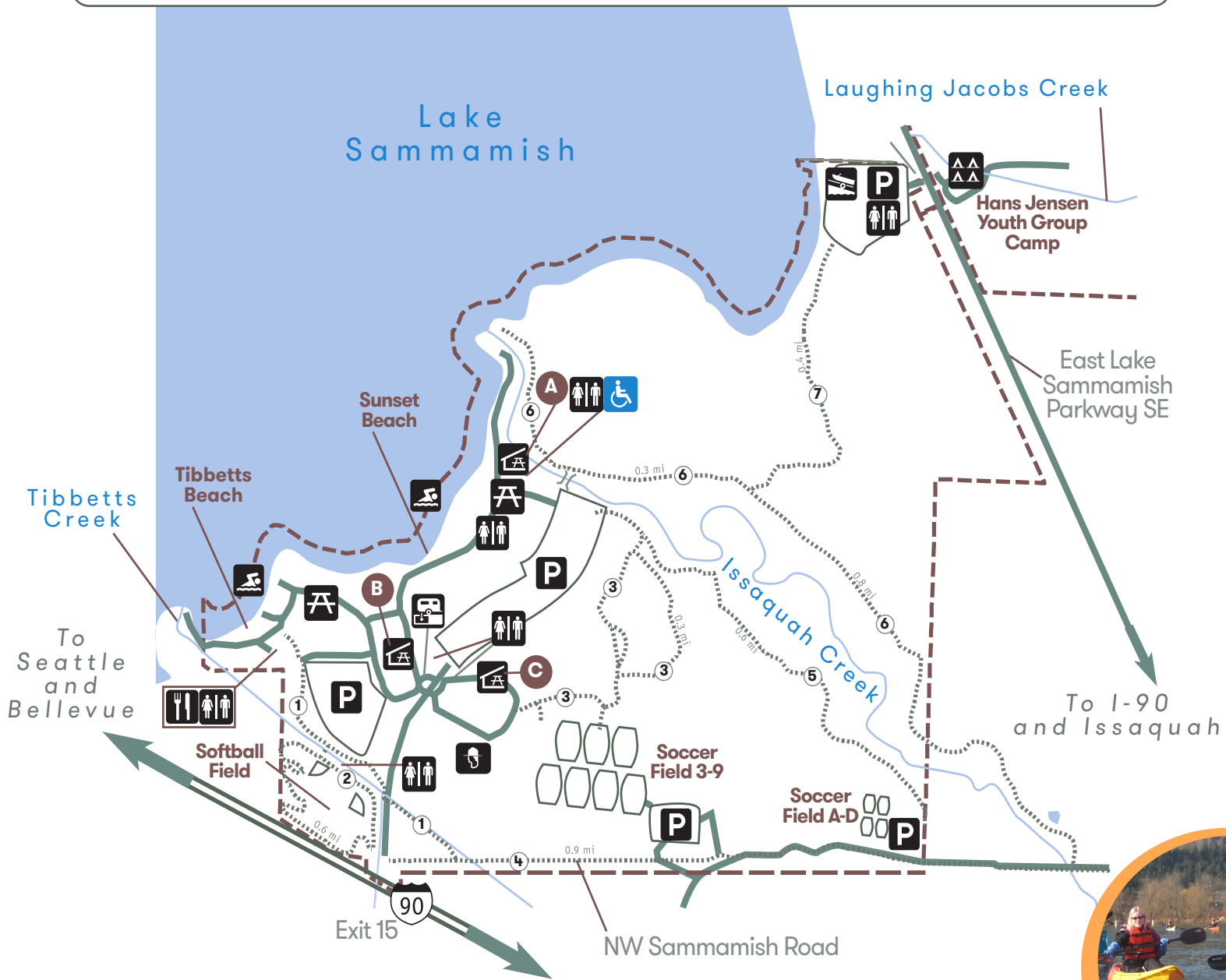


RECREATIONAL OPPORTUNITIES AT LAKE SAMMAMISH

- Concession (open 3-4 days/wk.)
- Ranger station
- ADA accessible
- Restroom
- Group campground
- Picnic area
- Swimming
- Park boundary
- Boat launch
- RV dump station
- Picnic shelter
- Parking

- Lake Sammamish State Park Trails**
1. Tibbetts Creek - 0.5 mi
 2. Jogger's Loop - 0.6 mi
 3. Orchard Loop - 0.8 mi
 4. NW Sammamish Rd - 1 mi
 5. Homestead - 0.6 mi
 6. Issaquah Creek - 1.3 mi
 7. Boat Launch - 0.4 mi

- A** - Creek Shelter (S3002)
- B** - Rotunda Shelter (S3003)
- C** - Kitchen Shelter (S3001)



• SWIMMING

The park's warm water – with 70 to 75 degree temperatures in the summer – makes it a popular destination for swimmers. Adjacent to Sunset Beach are restrooms, changing rooms, beach showers and picnic areas. Concession stands are available seasonally at both Sunset Beach and Tibbetts Beach.

• PLAYGROUNDS

In 2016, a new all-access playground opened near Sunset Beach. Other playground equipment also can be found at Tibbetts Beach and at the south end of the Sunset Beach picnic area.

• WATER ACTIVITIES

Lake Sammamish is popular for boating and fishing. The State Parks watercraft launch area – the only public launch site on the lake – features a launch ramp, five docks and parking for up to 225 cars and trailers. Kayak, stand-up paddle boards and pedal boats are available for rent most summer days at Tibbetts Beach.

• SOFTBALL FIELDS

One softball field, located south of the Tibbetts Beach parking lot, is available on a first-come, first-served basis.

• SOCCER FIELDS

The Issaquah Soccer Club maintains and operates 9 soccer fields at the park. Seven full-size soccer fields are .25 mile east of the park entrance on N.W. Sammamish Road. Two modifiable fields are located .6 miles further east on N.W. Sammamish Road. Call the club at (425) 272-2699 to schedule soccer field use or for soccer information. Organized field use requires permission from both the soccer club and the park.



Interpretive Programs and Events

Announcements

To learn about interpretive programs and events at Washington State Parks:

- Call the state park office
- Look for announcement flyers at the park
- Follow us on social media
- Visit us online at www.parks.wa.gov/Calendar

Social Media



facebook.com/WashingtonStateParks



youtube.com/WashingtonStateParks



[@wastatepks](https://instagram.com/wastatepks)



[@WASStatePks](https://twitter.com/WASStatePks)

For more information visit: <https://www.parks.wa.gov/>


Discover Pass FAQs

What is a discover pass?

The Discover Pass offers you access to millions of acres of state recreation lands in Washington, including:

- More than 100 developed state parks
- More than 350 primitive recreation sites, including campgrounds and picnic areas
- Nearly 700 water-access points
- Nearly 2,000 miles of designated water and land recreation trails
- More than 80 natural areas
- More than 30 wildlife areas

A Discover Pass is required for all vehicles parking in Washington State Parks and on Washington Fisheries and Wildlife and Department of Natural Resources land.



How much is a discover pass?

- Daily: \$10
- Annually: \$30

What if I take public transit or walk?

Anyone who takes public transit, walks, rolls, or rides their bike into a state park does **not** need to purchase a Discover Pass.

What are Free Days?

There are 12 free entrance days in 2023. To learn more about free entrance days visit: <https://www.parks.wa.gov/167/Discover-Pass>.

For more information visit: <https://www.parks.wa.gov/>

Discover Pass FAQs (Continued)

Can I use my national parks pass?


No, National Parks are owned by the Federal Government. Fees paid to the National Park Service do not contribute to maintaining Washington State Parks.



Are there alternatives to the Discover Pass?

Yes! Here are the current discount passes available:

- Disabled Veteran Lifetime Pass
- Disability Pass
- Foster Home Camping Program
- Off-Season Senior Citizen Pass
- Senior Citizen Limited Income Pass



To learn more about discount passes, scan the QR Code.

Where do I purchase a Discover Pass?

At the Park:

- **Saltwater State Park** has an automated pay station at the park entrance. Stop at the booth and use the automated pay station to purchase a day or annual pass.
- **Dash Point State Park** has an automated pay station at the beach parking area. One parked, head toward the path by the beach and use the automated pay station to purchase a day or annual pass.
- **Online** you can purchase passes at:
<https://store.discoverpass.wa.gov> (fees apply).



For more information visit: <https://www.parks.wa.gov/>

Discover Pass 2024 FREE DAYS



January 1

First Day Hikes

June 9

Free Fishing Day

January 15

Martin Luther King, Jr. Day

June 19

Juneteenth

March 9

Billy Frank Jr.'s Birthday

September 28

National Public Lands Day

March 19

State Parks' Birthday

October 10

World Mental Health Day

April 22

Earth Day

November 11

Veterans Day

June 8

National Get Outdoors Day

November 29

Autumn Day

Learn more at discoverpass.wa.gov



Take Public Transit to State Parks!

Many State Parks are Close to Transit Lines! You can find which busses will take you to state parks using maps websites like Google Maps or by visiting the transit website. Follow the links below to learn more about transit options near you!

King County Metro Transit

Youth under 18 ride **FREE** on all King County Metro Transit busses! To learn more about King County Metro Transit, visit them online at <https://kingcounty.gov/en/dept/metro>.

Sound Transit

Youth under 18 ride **FREE** on all Sound Transit busses! To learn more about Sound Transit, visit them online at <https://kingcounty.gov/en/dept/metro>.

Additional Travel Options

For more information on transit options, visit your counties website!

King County: <https://kingcounty.gov/en/dept/metro/travel-options/>.

Pierce County: <https://www.piercecountywa.gov/701/Transportation-Options>

Snohomish County: <https://snohomishcountywa.gov/1593/Transportation>

For more information visit: <https://www.parks.wa.gov/>

Check Out Washington

Check Out a Discover Pass and an Adventure Pack!

No Discover Pass? No Problem!

You can check out a Discover Pass and adventure bag at participating libraries with your library card through the Check-Out Washington program.



The Discover Pass gives you access to Washington State Parks, Department of Natural Resources (DNR) land, and Washington Department of Fish and Wildlife (WDFW) land!

Who Qualifies?

If your local library participates in the program, anyone with a library card qualifies!

Participating Libraries include:

- King County Libraries
- Pierce County Libraries
- Seattle Public Libraries
- Joint-Base Lewis-McChord Libraries

For more information visit:

<https://www.discoverpass.wa.gov/148/Check-Out-Washington>



Washington State Parks Volunteer Program

We Are Parks!



Volunteers play a vital role in sustaining the treasure that is Washington State Parks.

Would you like to help your favorite park or visit a new park? There are many volunteering opportunities available all across Washington.

- Park Hosts · Marine Hosts · Interpretive Hosts
- Project Volunteers · Special Events · Trail Maintenance

Anyone can volunteer — individuals, couples, families, school groups, citizen groups, service organization and corporations.

If you are interested in volunteering or hosting, visit online at parks.wa.gov or call 360-902-8583

We look forward to hearing from you!



Volunteer Program

We Are Parks!



ARE YOU LOOKING FOR SUMMER WORK?

WE'RE HIRING!



Gain job skills • Meet new people • Work Outside!

For more information, contact:



EMBRACE YOUR
NATURE



www.parks.wa.gov

